



General Information

JDT MINI-MAX, LLC (Formerly Ison-Team Aircraft)

We are one of the newest, and oldest kit design and manufacturing organizations in the U.S.A.

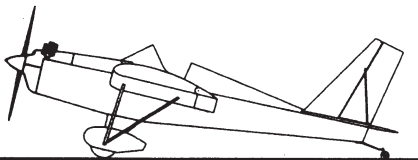
Our light aircraft experience goes back to the early 1970's when Wayne Ison designed and sold kits for a small aircraft called the P.D.Q. This was actually an ultralight ahead of its time, and was licensed in the Experimental category. Originally powered by a two-cycle engine, it weighed only 220 lbs.

Among many of Wayne's designs were aircraft such as the FP-202, the first of the "Cub" style ultralights. This was followed by the FP-303, a folding wing aircraft with lines of a "military trainer." Building on these early successes, ISON Aircraft was formed to market kit airframes in the \$ 5,000.00 to \$7,000 range. Through the efforts of a team of talented individuals such designs are being engineered, built and tested.

Our method is to use the latest computer design technology and FAR regulations to develop a **TRUE AIRCRAFT** which also qualify as **FAR-103 legal ultralights** by use of lower HP engines.

Model Description

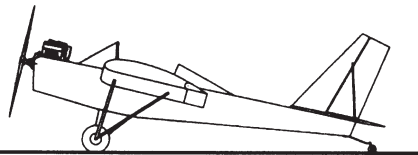
AIRFRAME KITS



1030R MAX 103 Ultralight

MAX 103 ULTRALIGHT Model No. 1030F (Hirth F-33 Engine)

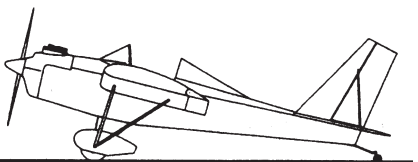
FAR 103 Legal Ultralight, open cockpit with swing over canopy. Great looks and performance with the Hirth F-33 engine. Wheel pants are optional.



1100R Mini-MAX

BASIC MINI-MAX Model No. 1100R (Hirth F-33 Engine)

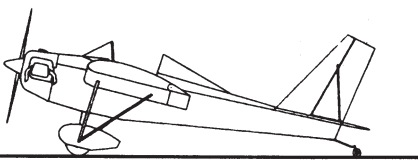
Original "open cockpit" Mini-Max. Construction time approximately 300 hours. Can be upgraded later to Models 1500R or 1600R. Legal ultralight with the Hirth F-33 engine.



1500R Open Cockpit

OPEN COCKPIT MINI-MAX Model No. 1500R

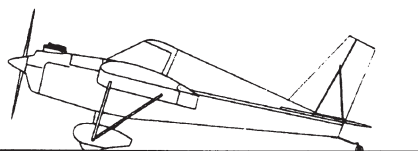
Rotax powered model that meets requirements for Experimental or Microlight. Wheel pants are optional.



1550 V-MAX Sportplane

OPEN COCKPIT V-MAX Model No. 1550
4-Stroke, 4 Cylinder Opposed Engine

Open cockpit, mid-wing light sportplane for Experimental or Microlight. Smooth four stroke power and reliability. Wheel pants are optional.



1600R Enclosed Cockpit

ENCLOSED COCKPIT MINI-MAX Model No. 1600R

Rotax powered model that meets requirements for Experimental or Microlight. Wheel pants are optional.


**QUICK Removable Wings
are standard on all models.**

Model Description

AIRFRAME KITS

ENCLOSED COCKPIT EROS Model No. 1650R

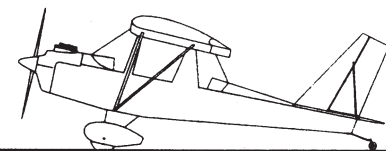
Accepts dual carb, dual ignition Rotax 503, 50 HP engine. For Experimental or Microlight. Wheel pants are optional.



1650R Enclosed Cockpit Eros

HI-WING HI-MAX Model No. 1700R

Rotax powered model that meets requirements for Experimental or Microlight. Wheel pants are optional.



1700R Hi-MAX
Side windows optional on Hi-MAX

AIRFRAME KITS-- (What you will receive)

All wood and plywood cut to basic width and thickness. All metal materials. Any difficult formed parts are pre-fabricated. Welding is done at the Factory. Lexan windshield, pre-cut. Molded fiberglass cowl and headrest. All hardware is supplied to AN aircraft standards. Wheels and tires included. Pre-fabricated tail wheels. Dacron aircraft grade fabric covering, with fabric cement and drain grommets. Epoxy glue for wood structures. Custom molded 5 gallon gas tank. Handy AN bolt guage to check bolt size and length. Seat Belt and Shoulder Harness. Plans, Builder's Manual, and Flight Manual included.

MINI-AIRFRAME KITS--

Available in 7 kits.....starting with the rib kit through the fabric kit. See separate price sheet for complete details. While the cost of building with Mini-kits is slightly higher than that of the complete airframe kits, spreading the cost over a longer period of time is considered worthwhile by many builders. Mini-Kits are available for all models, and may be purchased in any order.

PERFORMANCE SPECIFICATIONS

MODEL	1030R MAX-103	1100R mini-MAX	1500R SPORT	1550V VMAX	1600R SPORT	1650R EROS	1700R HIMAX
WING DESIGN	MIDWING STRUT BRACED	MIDWING STRUT BRACED	MIDWING STRUT BRACED	MIDWING STRUT BRACED	MIDWING STRUT BRACED	MIDWING STRUT BRACED	HIGH WING STRUT BRACED
MATERIALS	WOOD	WOOD	WOOD	WOOD	WOOD	WOOD	WOOD
BUILD HOURS	300-350	250-300	300-350	325-400	325-400	325-400	350-400
ENGINE ²	ROTAX 277 or F-33	ROTAX 277 or F-33	ROTAX 477	4 cyl 4 Stroke Opposed	ROTAX 477	ROTAX 503	ROTAX 477
EMPTY WEIGHT	250 Lbs.	240 Lbs.	269 Lbs.	450 Lbs.	301Lbs.	375 Lbs.	319 Lbs.
GROSS WEIGHT	500 Lbs.	560 Lbs.	560 Lbs.	700 Lbs.	560 Lbs.	700 Lbs.	560 Lbs.
HEIGHT	60"	60"	60"	60"	60"	60"	66"
LENGTH	16'-0"	16'-0"	16'-0"	16'-0"	16'-0"	16'-0"	16'-0"
WING SPAN	25'	25'	25'	26.5'	25'	26.5'	25'
WING AREA	112.5 S. F.	112.5 S. F.	112.5 S. F.	118 S. F.	112.5 S. F.	118 S. F.	112.5 S. F.
MAX SPEED V _{ne}	90 MPH	100 MPH	100 MPH	110 MPH	100 MPH	110 MPH	100 MPH
CRUISE SPEED V _c	55 MPH	55 MPH	65 MPH	75 MPH	72 MPH	75 MPH	70 MPH
STALL SPEED ³ V _s Vs1	27-30 MPH	27-30 MPH	28-31 MPH	38-41 MPH	28-31 MPH	33-36 MPH	28-31 MPH
CLIMB RATE	650 FPM	650 FPM	1000 FPM	900 FPM	950 FPM	1200 FPM	900 FPM
TAKEOFF ROLL	150 FEET	150 FEET	UNDER 100'	UNDER 150'	UNDER 100'	UNDER 100'	UNDER 100'
LANDING ROLL	180 FEET	180 FEET	210 FEET	250 FEET	210 FEET	250 FEET	210 FEET

Prices and specifications are subject to change without notice.
4-28-08



Phone: 574-773-2151 • Fax: 574-773-3950 • Email: jdtminimax@bnin.net
P.O. Box 308 • Nappanee, Indiana 46550 • Located in Building M • Nappanee Municipal Airport
www.jdtmini-max.com